



## **Kenora Police Services Board Regular Meeting Agenda**

Monday, December 17, 2018  
11:00 a.m.

Kenora OPP Hwy 17A Detachment Boardroom

---

1. Oath of Office – New Board Member
2. Roll Call
3. Declarations of Pecuniary Interest
4. Confirmation of Minutes – Resolution #1
  - October 12, 2018 – Regular Board Meeting
  - October 12, 2018 – CLOSED Board Meeting
5. Outstanding Items from Minutes
  - Distribution of Process for Complaints
6. Receipt of Correspondence
  - October 15 – MCSCS – Cannabis e-training
  - October 16 – MCSCS – Update on Cannabis Legislation
  - October 17 – MCSCS – Letter from Minister Tibolio (Cannabis)
  - October 17 – MCSCS – Cannabis Statute Law Amendment
  - October 18 – MCSCS – Motorcycle Helmet Exemption Under HTA-Sikh
  - October 19 – MCSCS – Cannabis Set Fines
  - October 19 – MCSCS – Contact with Consular Offices
  - October 22 – MCSCS – Crime Prevention Week
  - October 24 – MCSCS – Basic Constable Training
  - October 24 – MCSCS – Requests for Seats – Basic Constable Training
  - October 24 – MCSCS – Guidance Notes from Ontario Police Health & Safety
  - October 29 – MCSCS – Police Record Checks Reform Act 2015
  - October 29 – MCSCS – RIDE Grant Approval Notification
  - November 2 – MCSCS – RIDE Grant Agreement
  - November 5 – OAPSB – New Minister (CSCS) Announcement
  - November 6 – OAPSB – 2019 Membership Renewal
  - November 7 – MCSCS – Approved Drug Screening Equipment Update
  - November 13 – MCSCS – Seizure & Disposition Report Form
  - November 13 – MCSCS – Amendment to Ont Reg 267/10-SOU
  - November 15 – MCSCS – Cannabis Update
  - November 16 – MCSCS – PRCRA Cannabis Exemption
  - December 4 – MCSCS – Road Safety Amendments to HTA
  - December 5 – MCSCS – Policing Effectiveness & Modernization Update
  - December 6 – MCSCS – Changes to Blood Alcohol Concentration

- December 6 – OAPSB – Welcome Letter from Minister Jones
- December 6 – MCSCS – Changes to Charge Wording for Offences
- December 6 – Zone 1 Secretary – Zone 1 Update
- December 13 – OAPSB -Announcement-OAPSB Chair

7. Reports to Receive

- Kenora OPP September, October, November 2018 Monthly Reports

8. New Business

- Most Violent Crimes News Article
- Update on Board Composition

9. Upcoming Meetings

10. Adjournment



**Kenora Police Services Board  
M I N U T E S  
October 12, 2018  
9:00 a.m.**

Kenora OPP Hwy 17A Detachment Boardroom

---

**Present:** Andrew Poirier, Member, Board Chair  
Dave Canfield, Member  
Sara Dias, Member  
Heather Kasprick, Board Secretary  
Ryan Gordon, OPP Detachment Manager  
Paul Van Belleghem, OPP Detachment Operations Manager  
Jeff Duggan, Detachment Commander

**Media Present:** 89.5 the Lake, Kenora On-Line Q104, Daily Miner & News

**1. Declarations of Interest**

There were none declared.

**2. Confirmation of Minutes – Resolution #1**

Moved by S. Dias, Seconded by D. Canfield & Carried: -

That the minutes of the last regular meeting of the Kenora Police Services Board and the last Closed Board Meeting minutes held June 18, 2018 be confirmed as written and circulated.

**3. Receipt of Correspondence – Resolution #2**

Moved by D. Canfield, Seconded by S. Dias & Carried: -

That the following correspondence submitted to the Kenora Police Services Board be received and ordered filed:

Email Communication Summary:

- June 29 – MCSCS – Ontario Special Investigations Unit Act
- July 3 – OAPSB – Ontario Special Investigations Unit Act (duplicate)
- July 11 – MCSCS – Basic Constable Training Program Allocations
- July 12 – OAPSB – Board of Directors Announcement
- July 13 – MCSCS – National Crime Prevention Strategy
- July 19 – MCSCS – MOU – Ministry Labour/PSB
- July 19 – MCSCS – Annual Report on Issues Related to the Protection
- July 19 – MCSCS – Human Trafficking Restraining Orders
- August 16 – MCSCS – Cannabis Legalization
- August 30 – MCSCS – New Vulnerable Road User Safety Measures
- September 4 – MCSCS – Special Constables Cannabis Act

- September 11 – MCSCS – Bill C-46
- September 18 – MCSCS – PEM grant reporting requirement
- September 28 – OAPSB - Creating Equitable Outcomes for Communities We Service: An Introduction & Everyone Wants a Respectful Workplace
- October 4 – MCSCS - Centre of Forensic Sciences Town Hall Meeting Invitation
- October 4 – MCSCS – Highway Traffic Act Amendments
- October 4 – MCSCS – Potential Canada Post Labour Dispute
- October 4 – MCSCS – 9-1-1 Emergency Response Survey
- October 5 – MCSCS – Cannabis E-Learning

#### **4. Receipt of Reports – Resolution #3**

Moved by D. Canfield, Seconded by S. Dias & Carried: -

That the following reports be hereby received and filed:

- OPP Monthly Report for the Board – June, July & August 2018

#### **Discussion:**

Detachment Commander Duggan reviewed the detailed report with the Board. Costs to date for 2018 are \$5,729,785 which are slightly lower than the estimated costs. Estimated costs for 2019 is \$6.135 Million definitely higher than estimated costs for 2018. This is also the last year of the phased in billing model.

Total number of calls for service in June 1,432, July 1,576 and August 1,463.

In the June violent crime we see decreases. Where we see increases is theft under and mischiefs. 20 are thefts from unlocked vehicles and we continue to try to get the public message out. If you leave it open you are likely going to lose it. There is not a lot of smashing of locks or windows to get in, mostly crimes of opportunity where doors are unlocked. They continue to encourage people to lock all their property including locking your sheds, garages, cars.

The drug crime itself the investigations are ongoing but drug crime takes longer for investigation.

Unfounded incidents are noted as there has been a change in how these are reported. You will see a significant drop in that as they are now highly scrutinized.

Criminal record checks are a huge part of one admin assistant position who does criminal record checks 100% of the time. This process is looking at going to an on-line system and the OPP is hoping that this goes forward and frees time for full time staff to work on other administration.

For July violent crime we are seeing a decreases in assaults with 24 this year and 29 last year at this time. Break and enters are from unlocked vehicles again. Drug crime reflects lower numbers but those numbers are changing as investigations get wrapped up. Clearance rates are 79.4 comparable to June. Property crime clearance rates will jump up.

For August there is a decrease in violent crime and an increase in property crime. There is a huge spike in bicycle thefts in August. Again, thefts from vehicles are wallets and purses from unlocked vehicles. Clearance rates for August are 78.4.

Criminal code and provincial statute charges laid for June are a total of 133. Traffic related charges are slightly down from June last year.

Criminal code for July total was 224. August 2018 total reflected an improvement in impaired charges from 20 last year to 6 this year. Distracted driving up from 5 to 8.

Motor vehicle collisions are related primarily to animals.

July 0 fatal, 3 personal injury, 28 property damage – Total 31  
August 0 fatal, 2 personal injury, 30 property damage - Total 32

The number of cruiser patrol hours are 389. D/C Duggan advised that he is really encouraging officers to do directed patrol either downtown, businesses or high crime areas. You have visibility but they are doing something not just driving around the block. Foot patrol hours were 55.25 in June and they have been trying to step up foot patrols downtown. He is encouraging community officers to make face to face contact with businesses and stressing that they need to report these occurrences. In August foot patrol went up to 97.75 hours.

Based on calls for service the thefts from business is while they are open. From about 11 a.m. to 11 p.m. There are times where it will spike, but generally speaking that is where we are having the most of our calls for service. We are adjusting shifts so we have more people working around that time. Jeff gets a call report every morning which shows him how many calls for service which will show what types of calls, property, violent crime, traffic stops, those are all at his disposal to use. He gets monthly reports as well which allows him to see trends and adjust staffing accordingly.

It does not break down mental health calls for service specifically unless it is attached to a violent crime.

The Community Services Officer report highlights what they were doing over the summer. They have met with several business owners about some of the activities going on downtown and trying to address those where we can. Some issues facing is the law about what they are permitted to legally do with people who are loitering. We are making sure all the contact with the public is lawful because it's not against the law to stand around. We continue to work with local stakeholders such as the NWHU and the City and different organizations to try to address the root causes of why this is happening. They continue to meet regularly with the LOWDH to address the issues there. In 2 weeks we are meeting with Kenora BIZ regarding issues downtown this will be more of a forum type meeting.

In a staffing update, they currently have 3 vacancies. There are additional staff shortages due to retirement, short term sick leave, parental leave, transfers and so forth. They have two new recruits which are brand new uniformed officers who will be here 6 years. Member transfer in from Pickle Lake. We are scheduled to get 5 new recruits in February. These have all identified Kenora as their chosen location. One is from Winnipeg, Thunder Bay,

Sault Ste Marie and Kenora. We are going to attract some people from our western provinces. They are at the Ontario police college and will graduate in February 2019 with boots on the ground beginning of February.

Mayor Canfield questioned the crystal meth prevalence in the community. Commander Duggan noted that it is definitely an issue in our community. We are trying to address through the hospital but a treatment for a meth addiction is very hard to get. Trying to get it to Kenora. Unfortunately, we don't have a handle on it. It's highly addictive and the spinoff of the ones that are addicted drive the property crimes, etc. From the hospital side of things that is what they are looking at. Commander Duggan had a good meeting with the new CEO at the hospital and they are looking at this. They are receptive to listening which is positive.

Paul Van Belleghem pointed out that at the last meeting in June Board Member Dias questioned the mental health calls. Year to date end to the end of August there were 124 incidents. Year previous we were at 130. Those incidents tend to be rather lengthy with minimum 2-3 hours to be with individuals at the hospital. Transfer of care protocol, starting to reduce that number a little bit. Those are incidents that are not necessarily the best response for policing. They are discussing how they can we better respond to those incidents.

There is a prevalence of alcohol and drugs with most calls. It is a very onerous task and we looked at every call at least 40% was directly related to alcohol and drugs but caution using number as you can't capture the motivation to the crime. We know the issues, substance abuse, alcohol abuse, mental health, however, we are cautious on putting a number on it but it is definitely high.

The 2017-2019 Action Plan was presented by Inspector Duggan and the 2017 Progress report.

**5. Items for Review – Resolution #4**

Moved by D. Canfield, Seconded by S. Dias & Carried: -

That the Kenora Police Services Board hereby accepts the Disposition of Found/Recovered Property by the Kenora Ontario Provincial Police and accepts the recommendations outlined for disposal.

Incident #	Description	Property Value	Synopsis	Finder Yes/No	Suggested Disposition
TP16039368	Toshiba laptop computer	Unknown	Found on roadway	Yes	Return item to finder
TP17048431	HARMON KARDON receiver & sub woofer	Unknown	Found on sidewalk	Yes	Return item to finder
RM17102430	Woman's rings x2	Unknown	Found on roadway	Yes	Return item to finder
TP16081899	Hewlett Packard laptop computer	Unknown	Turned in at store – No owner	NO	To Triple Play for office use

TP1707553 1	MSI Laptop	Unknown	Found Tunnel Island – No owner	Yes	Return to Finder
RM1211118 4	4 - \$1 bills	\$4	Found money – no owner	No	To Triple Play
TP1803236 3	\$200.00 cash	\$200.00	Found money-no owner	Yes	Return to Finder

## 6. New Business

### a) Update on how complaints are to be processed and handled by the Board

Inspector Duggan advised that any complaints received by the Board should be handed to him directly and D/C Duggan will review and turn over to the office of the Professional Standards Bureau for review. Under the Police Services Act part of Boards responsibility is to ensure process of complaints are handled. D/C Duggan will send the process out to the Board.

### b) Strategic Plan of the OPP

D/C Duggan distributed the Ontario Provincial Police's strategic plan for the Boards review.

### c) Confirmation of 9-1-1 Emergency Response Survey Completion

Commander Duggan did respond to the survey and it is something that the OPP responds to collectively. They are different from every communication centre. A lot of questions staff could not answer here locally. It is all captured through our central communication centre unit commander in Thunder Bay which was responding on our behalf.

### d) Cannabis Legalization

We are 5 days away from the legislation. Our concern as a City is what is going to happen over the next year. Crime generally goes up not down. A couple of things are going to come into play and we will need coordination between bylaw enforcement and the OPP. Some situations we are going to have is bylaw and property standards. We are concerned about what is going to happen and that calls will increase. Every officer will be trained in standard field sobriety testing and drug recognition experts, there are two here, and will be called out to do their evaluation when needed. The public messaging will be not to drive high while using marijuana. Make sure it's an approved online source where you are getting it from. There have been plenty of presentations and we are in for a whirlwind. The OPP doesn't create the laws they enforce them. It's going to happen whether we are ready or not and we have to work with it. In preparation for the 17<sup>th</sup> the OPP are meeting with the Catholic School Board and have an information session planned for parents and students.

## 7. Upcoming Meeting

This is the last meeting of this board so we will look into December for the next meeting. Andrew thanked everyone for the 4 years he has been part of the Board. Andrew has enjoyed his time on the Board.

## 8. **Adjournment**

Meeting adjourned to a closed session at 9:52 a.m. and returned to an open meeting at 10:16 a.m. There were no reports from the closed session.

Open meeting adjourned at 10:18 a.m.





Kenora Detachment  
350 Hwy 17A  
Kenora, On, P9N 3X7  
807-548-5534

Inspector Jeff Duggan  
Detachment Commander

---

# Report to Kenora Police Services Board

**Sep-Oct-Nov 2018**

Financial:

Municipal Revenue

<b>Sep</b>	<b>Oct</b>	<b>Nov</b>
\$2199.78	\$2129.43	\$2234.54

Policing Costs:

Estimated Annual Costs – 2011	<b>\$ 6,687,785.00</b>
Actual Costs – 2011	<b>\$ 6,171,359.00</b>
Estimated Annual costs – 2012	<b>\$ 6,817,707.00</b>
Actual Annual Costs – 2012	<b>\$ 5,882,408.00</b>
Estimated Annual costs – 2013	<b>\$ 6,781,887.00</b>
Actual Annual costs – 2013	<b>\$ 5,917,335.00</b>
Estimated costs – 2014	<b>\$6,669,205.00</b>
Actual costs – 2014	<b>\$6,712,397.00</b>
Estimated costs – 2015	<b>\$6,344,757.00</b>
Actual Annual Costs – 2015	<b>\$6,464,472.00</b>
Estimated costs – 2016	<b>\$ 6,063,248.00</b>
Actual Costs – 2016	<b>\$6,025,428.00</b>
Estimated costs – 2017	<b>\$ 5,684,673.00</b>
Estimate Costs – 2018	<b>\$5,729,785.00</b>

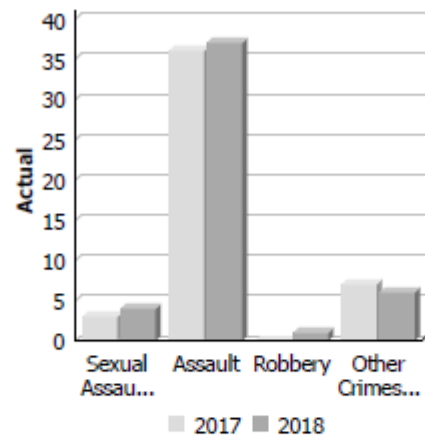
# Operations:

Total Number of Calls for Service:

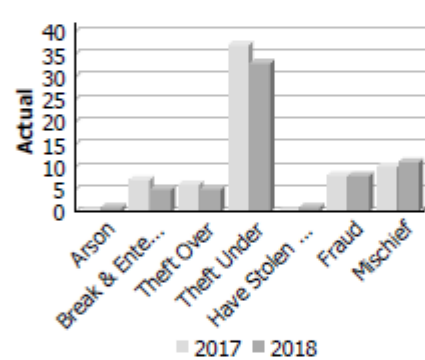
Sep	Oct	Nov
<b>1358</b>	<b>1375</b>	<b>1277</b>

**Police Services Board Report for Kenora  
Records Management System  
September - 2018**

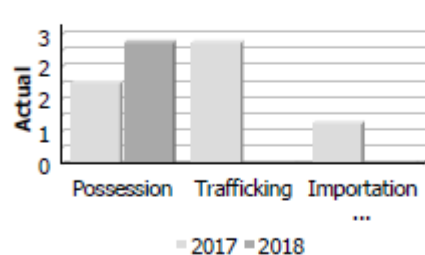
<b>Violent Crime</b>						
Actual	September			Year to Date - September		
	2017	2018	% Change	2017	2018	% Change
Murder	0	0	--	0	1	--
Other Offences Causing Death	0	0	--	0	0	--
Attempted Murder	0	0	--	0	0	--
Sexual Assault	3	4	33.3%	42	33	-21.4%
Assault	36	37	2.8%	293	269	-8.2%
Abduction	0	0	--	0	1	--
Robbery	0	1	--	11	17	54.5%
Other Crimes Against a Person	7	6	-14.3%	57	54	-5.3%
<b>Total</b>	<b>46</b>	<b>48</b>	<b>4.3%</b>	<b>403</b>	<b>375</b>	<b>-6.9%</b>



<b>Property Crime</b>						
Actual	September			Year to Date - September		
	2017	2018	% Change	2017	2018	% Change
Arson	0	1	--	4	2	-50.0%
Break & Enter	7	5	-28.6%	70	62	-11.4%
Theft Over	6	5	-16.7%	29	28	-3.4%
Theft Under	37	33	-10.8%	234	372	59.0%
Have Stolen Goods	0	1	--	12	6	-50.0%
Fraud	8	8	0.0%	71	95	33.8%
Mischief	10	11	10.0%	136	144	5.9%
<b>Total</b>	<b>68</b>	<b>64</b>	<b>-5.9%</b>	<b>556</b>	<b>709</b>	<b>27.5%</b>



<b>Drug Crime</b>						
Actual	September			Year to Date - September		
	2017	2018	% Change	2017	2018	% Change
Possession	2	3	50.0%	34	28	-17.6%
Trafficking	3	0	-100.0%	10	16	60.0%
Importation and Production	1	0	-100.0%	4	1	-75.0%
<b>Total</b>	<b>6</b>	<b>3</b>	<b>-50.0%</b>	<b>48</b>	<b>45</b>	<b>-6.2%</b>

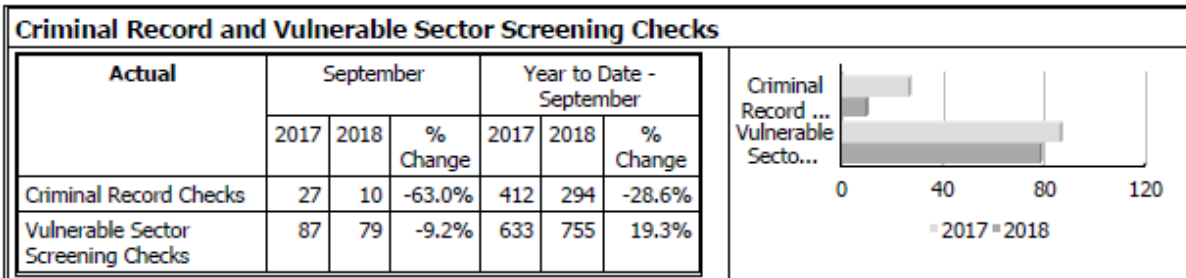
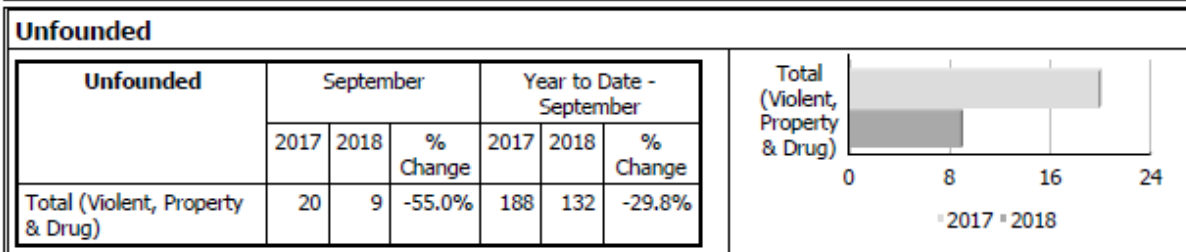
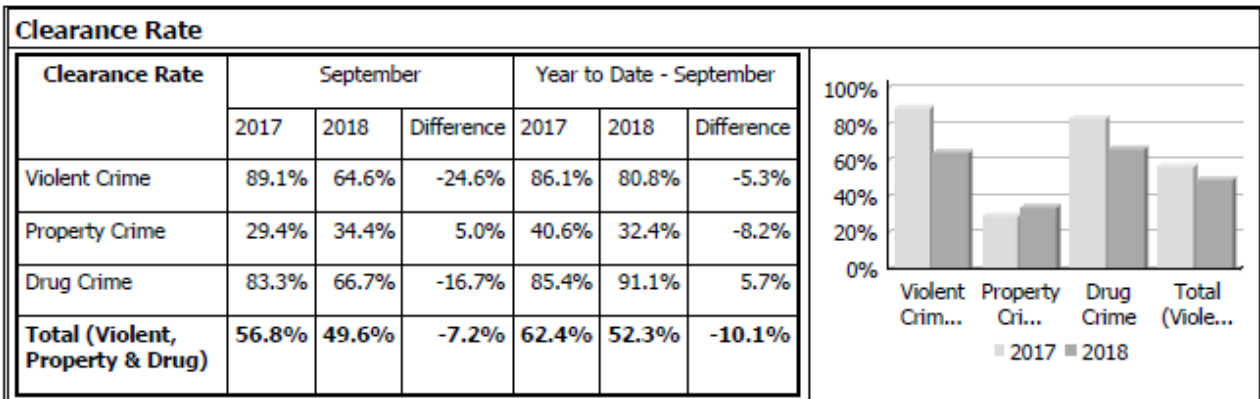


Detachment: 2F - KENORA  
 Location code(s): 2F00 - KENORA  
 Area code(s): 2008 - Kenora  
 Data source date:  
 2018/12/01

Report Generated by:  
 Clifford, Charlene

Report Generated on:  
 Dec 7, 2018 8:36:44 AM  
 PP-CSC-Operational Planning-4300

**Police Services Board Report for Kenora  
Records Management System  
September - 2018**



Data contained within this report is dynamic in nature and numbers will change over time as the Ontario Provincial Police continue to investigate and solve crime.

**Data Utilized**

- Major Crimes
- Niche RMS All Offence Level Business Intelligence Cube

**Detachment:** 2F - KENORA  
**Location code(s):** 2F00 - KENORA  
**Area code(s):** 2008 - Kenora  
**Data source date:**  
2018/12/01

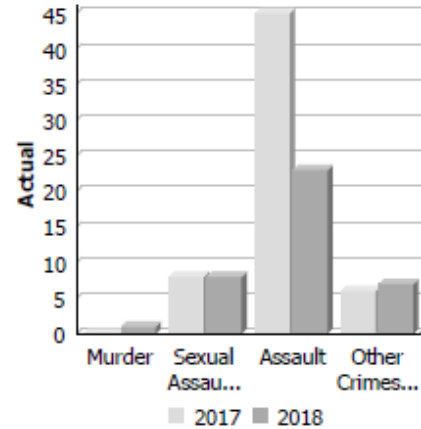
**Report Generated by:**  
Clifford, Charlene

**Report Generated on:**  
Dec 7, 2018 8:36:44 AM  
PP-CSC-Operational Planning-4300

**Police Services Board Report for Kenora  
Records Management System  
October - 2018**

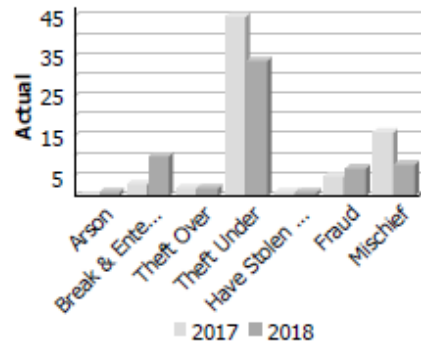
**Violent Crime**

Actual	October			Year to Date - October		
	2017	2018	% Change	2017	2018	% Change
Murder	0	1	--	0	2	--
Other Offences Causing Death	0	0	--	0	0	--
Attempted Murder	0	0	--	0	0	--
Sexual Assault	8	8	0.0%	50	41	-18.0%
Assault	45	23	-48.9%	338	292	-13.6%
Abduction	0	0	--	0	1	--
Robbery	0	0	--	11	17	54.5%
Other Crimes Against a Person	6	7	16.7%	63	61	-3.2%
<b>Total</b>	<b>59</b>	<b>39</b>	<b>-33.9%</b>	<b>462</b>	<b>414</b>	<b>-10.4%</b>



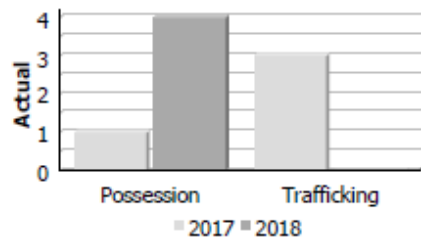
**Property Crime**

Actual	October			Year to Date - October		
	2017	2018	% Change	2017	2018	% Change
Arson	0	1	--	4	3	-25.0%
Break & Enter	3	10	233.3%	73	72	-1.4%
Theft Over	2	2	0.0%	31	30	-3.2%
Theft Under	45	34	-24.4%	279	406	45.5%
Have Stolen Goods	1	1	0.0%	13	7	-46.2%
Fraud	5	7	40.0%	76	102	34.2%
Mischief	16	8	-50.0%	152	152	0.0%
<b>Total</b>	<b>72</b>	<b>63</b>	<b>-12.5%</b>	<b>628</b>	<b>772</b>	<b>22.9%</b>



**Drug Crime**

Actual	October			Year to Date - October		
	2017	2018	% Change	2017	2018	% Change
Possession	1	4	300.0%	35	32	-8.6%
Trafficking	3	0	-100.0%	13	16	23.1%
Importation and Production	0	0	--	4	1	-75.0%
<b>Total</b>	<b>4</b>	<b>4</b>	<b>0.0%</b>	<b>52</b>	<b>49</b>	<b>-5.8%</b>

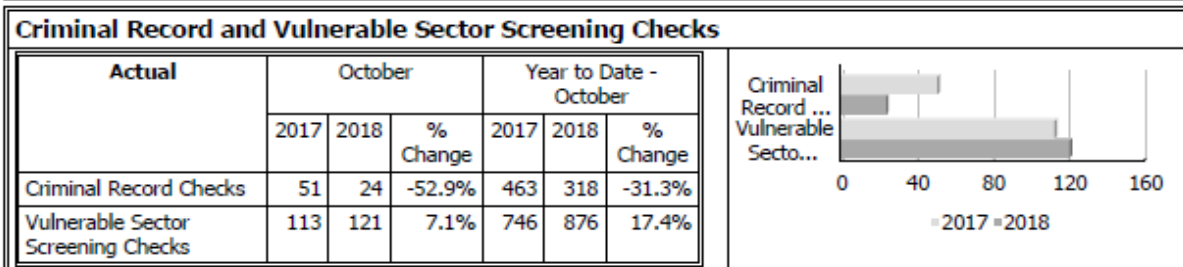
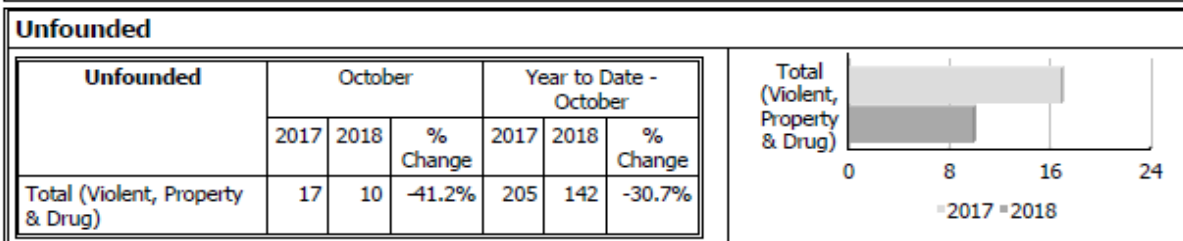
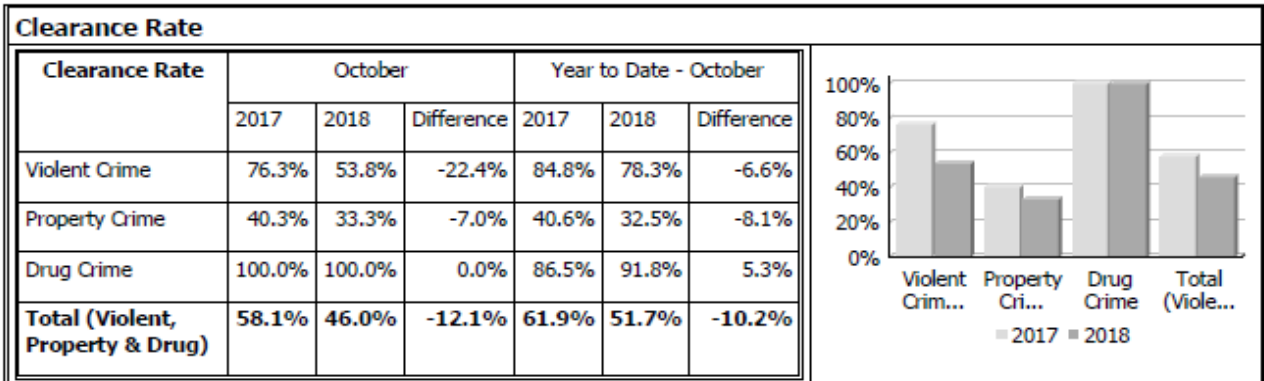


Detachment: 2F - KENORA  
Location code(s): 2F00 - KENORA  
Area code(s): 2008 - Kenora  
Data source date:  
2018/12/01

Report Generated by:  
Clifford, Charlene

Report Generated on:  
Dec 7, 2018 8:42:29 AM  
PP-CSC-Operational Planning-4300

**Police Services Board Report for Kenora  
Records Management System  
October - 2018**



Data contained within this report is dynamic in nature and numbers will change over time as the Ontario Provincial Police continue to investigate and solve crime.

**Data Utilized**

- Major Crimes
- Niche RMS All Offence Level Business Intelligence Cube

**Detachment:** 2F - KENORA  
**Location code(s):** 2F00 - KENORA  
**Area code(s):** 2008 - Kenora  
**Data source date:**  
2018/12/01

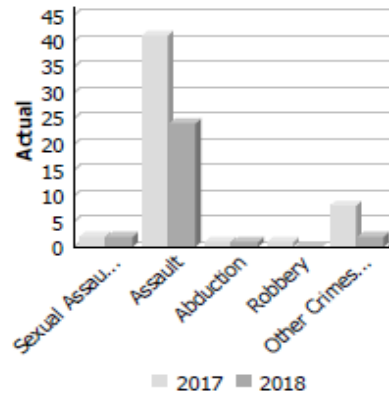
**Report Generated by:**  
Clifford, Charlene

**Report Generated on:**  
Dec 7, 2018 8:42:29 AM  
PP-CSC-Operational Planning-4300

**Police Services Board Report for Kenora  
Records Management System  
November - 2018**

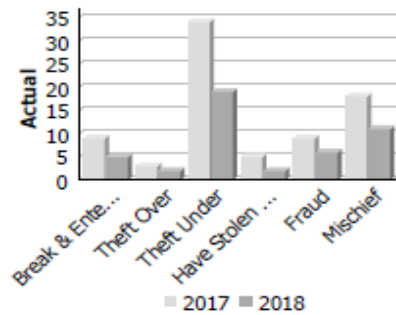
**Violent Crime**

Actual	November			Year to Date - November		
	2017	2018	% Change	2017	2018	% Change
Murder	0	0	--	0	2	--
Other Offences Causing Death	0	0	--	0	0	--
Attempted Murder	0	0	--	0	0	--
Sexual Assault	2	2	0.0%	52	43	-17.3%
Assault	41	24	-41.5%	379	316	-16.6%
Abduction	1	1	0.0%	1	2	100.0%
Robbery	1	0	-100.0%	12	17	41.7%
Other Crimes Against a Person	8	2	-75.0%	71	63	-11.3%
<b>Total</b>	<b>53</b>	<b>29</b>	<b>-45.3%</b>	<b>515</b>	<b>443</b>	<b>-14.0%</b>



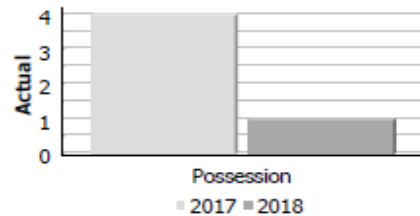
**Property Crime**

Actual	November			Year to Date - November		
	2017	2018	% Change	2017	2018	% Change
Arson	0	0	--	4	3	-25.0%
Break & Enter	9	5	-44.4%	82	77	-6.1%
Theft Over	3	2	-33.3%	34	32	-5.9%
Theft Under	34	19	-44.1%	313	425	35.8%
Have Stolen Goods	5	2	-60.0%	18	9	-50.0%
Fraud	9	6	-33.3%	85	108	27.1%
Mischief	18	11	-38.9%	170	163	-4.1%
<b>Total</b>	<b>78</b>	<b>45</b>	<b>-42.3%</b>	<b>706</b>	<b>817</b>	<b>15.7%</b>



**Drug Crime**

Actual	November			Year to Date - November		
	2017	2018	% Change	2017	2018	% Change
Possession	4	1	-75.0%	39	33	-15.4%
Trafficking	0	0	--	13	16	23.1%
Importation and Production	0	0	--	4	1	-75.0%
<b>Total</b>	<b>4</b>	<b>1</b>	<b>-75.0%</b>	<b>56</b>	<b>50</b>	<b>-10.7%</b>



Detachment: 2F - KENORA  
Location code(s): 2F00 - KENORA  
Area code(s): 2008 - Kenora  
Data source date:  
2018/12/01

Report Generated by:  
Clifford, Charlene

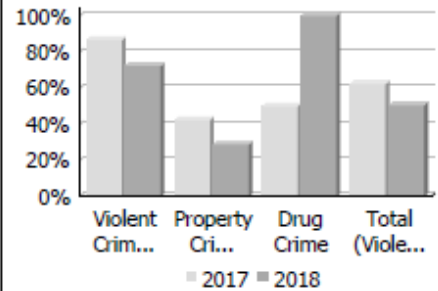
Report Generated on:  
Dec 7, 2018 8:40:33 AM  
PP-CSC-Operational Planning-4300



**Police Services Board Report for Kenora  
Records Management System  
November - 2018**

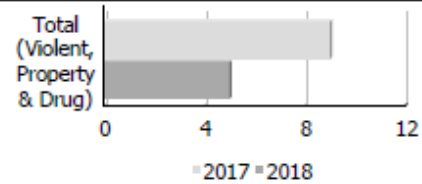
**Clearance Rate**

Clearance Rate	November			Year to Date - November		
	2017	2018	Difference	2017	2018	Difference
Violent Crime	86.8%	72.4%	-14.4%	85.0%	77.9%	-7.2%
Property Crime	42.3%	28.9%	-13.4%	40.8%	32.3%	-8.5%
Drug Crime	50.0%	100.0%	50.0%	83.9%	92.0%	8.1%
<b>Total (Violent, Property &amp; Drug)</b>	<b>62.5%</b>	<b>50.6%</b>	<b>-11.9%</b>	<b>62.0%</b>	<b>51.7%</b>	<b>-10.3%</b>



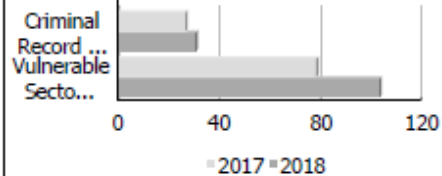
**Unfunded**

Unfunded	November			Year to Date - November		
	2017	2018	% Change	2017	2018	% Change
Total (Violent, Property & Drug)	9	5	-44.4%	214	147	-31.3%



**Criminal Record and Vulnerable Sector Screening Checks**

Actual	November			Year to Date - November		
	2017	2018	% Change	2017	2018	% Change
Criminal Record Checks	27	31	14.8%	490	349	-28.8%
Vulnerable Sector Screening Checks	79	104	31.6%	825	980	18.8%



Data contained within this report is dynamic in nature and numbers will change over time as the Ontario Provincial Police continue to investigate and solve crime.

**Data Utilized**

- Major Crimes
- Niche RMS All Offence Level Business Intelligence Cube

**Detachment:** 2F - KENORA  
**Location code(s):** 2F00 - KENORA  
**Area code(s):** 2008 - Kenora  
**Data source date:**  
 2018/12/01

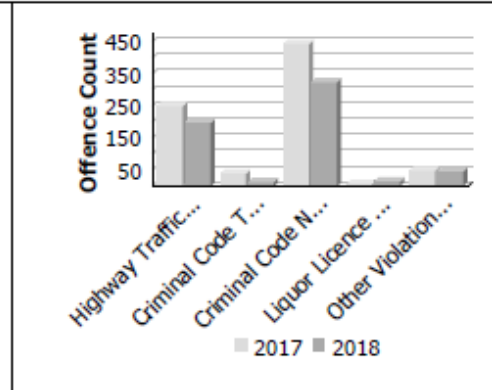
**Report Generated by:**  
 Clifford, Charlene

**Report Generated on:**  
 Dec 7, 2018 8:40:33 AM  
 PP-CSC-Operational Planning-4300

**Police Services Board Report for Kenora  
Integrated Court Offence Network  
September to November - 2018**

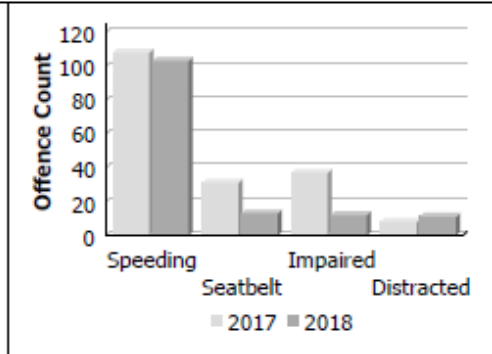
**Criminal Code and Provincial Statute Charges Laid**

Offence Count	September to November			Year to Date - November		
	2017	2018	% Change	2017	2018	% Change
Highway Traffic Act	250	198	-20.8%	700	1,009	44.1%
Criminal Code Traffic	39	13	-66.7%	130	114	-12.3%
Criminal Code Non-Traffic	444	324	-27.0%	1,779	1,717	-3.5%
Liquor Licence Act	7	15	114.3%	47	80	70.2%
Other Violations	49	46	-6.1%	237	275	16.0%
<b>All Violations</b>	<b>789</b>	<b>596</b>	<b>-24.5%</b>	<b>2,893</b>	<b>3,195</b>	<b>10.4%</b>



**Traffic Related Charges**

Offence Count	September to November			Year to Date - November		
	2017	2018	% Change	2017	2018	% Change
Speeding	108	103	-4.6%	231	482	108.7%
Seatbelt	31	13	-58.1%	73	49	-32.9%
Impaired	37	12	-67.6%	114	101	-11.4%
Distracted	8	11	37.5%	38	100	163.2%



Integrated Court Offence Network data is updated on a monthly basis: Data could be as much as a month and a half behind.

**Data Utilized**

- Ministry of Attorney General, Integrated Court Offence Network
- Integrated Court Offence Network Charge Business Intelligence Cube

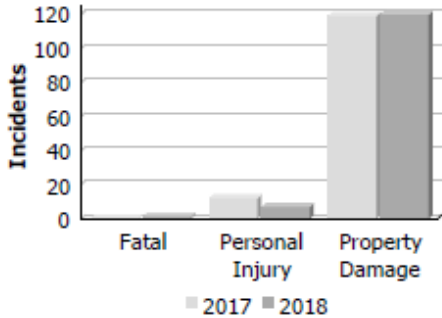
**Detachment:** 2F - KENORA  
**Location code(s):** 2F00 - KENORA  
**Data source date:**  
Nov 14, 2018 2:06:56 PM

**Report Generated by:**  
Clifford, Charlene

**Report Generated on:**  
Dec 7, 2018 8:43:33 AM  
PP-CSC-Operational Planning-4300

**Police Services Board Report for Kenora  
Collision Reporting System  
September to November - 2018**

<b>Motor Vehicle Collisions by Type</b>						
Incidents	September to November			Year to Date - November		
	2017	2018	% Change	2017	2018	% Change
Fatal	0	1	--	1	2	100.0%
Personal Injury	12	7	-41.7%	43	20	-53.5%
Property Damage	119	120	0.8%	420	382	-9.0%
<b>Total</b>	<b>131</b>	<b>128</b>	<b>-2.3%</b>	<b>464</b>	<b>404</b>	<b>-12.9%</b>



Type	2017	2018
Fatal	0	1
Personal Injury	12	7
Property Damage	119	120

<b>Fatalities in Detachment Area</b>							
Incidents		September to November			Year to Date - November		
		2017	2018	% Change	2017	2018	% Change
Motor Vehicle Collision	Fatal Incidents	0	1	--	1	2	100.0%
	Alcohol Related	0	0	--	0	0	--
Off-Road Vehicle	Fatal Incidents	0	0	--	0	0	--
	Alcohol Related	0	0	--	0	0	--
Motorized Snow Vehicle	Fatal Incidents	0	0	--	0	0	--
	Alcohol Related	0	0	--	0	0	--

Persons Killed	September to November			Year to Date - November		
	2017	2018	% Change	2017	2018	% Change
Motor Vehicle Collision	0	1	--	1	2	100.0%
Off-Road Vehicle	0	0	--	0	0	--
Motorized Snow Vehicle	0	0	--	0	0	--

**Data Utilized**

- SQL online application reporting system – OPP CRS 2.3.09
- Collision Reporting System Business Intelligence Cube

**Detachment:** 2F - KENORA  
**Location code(s):** 2F00-KENORA  
**Data source date:**  
 2018/12/06

**Report Generated by:**  
 Clifford, Charlene

**Report Generated on:**  
 Dec 7, 2018 8:44:41 AM  
 PP-CSC-Operational Planning-4300

**Police Services Board Report for Kenora  
2018/Sep to 2017/Sep**

<b>Public Complaints</b>	
Policy	0
Service	0
Conduct	0

**Date information collected from Professional Standards Bureau Commander Reports:** 2018-12-07

**Data Source**

Ontario Provincial Police, Professional Standards Bureau Commander Reports

- Includes all public policy, service and conduct complaints submitted to the Office of the Independent Police Review Director (OIPRD)

<b>Secondary Employment</b>
-----------------------------

<b>Daily Activity Reporting Patrol Hours</b>	
<b>Total Hours</b>	<b>2018/Sep to 2017/Sep</b>
Number of Cruiser Patrol Hours	435.25
Number of Motorcycle Patrol Hours	0.00
Number of Marine Patrol Hours	0.00
Number of ATV Patrol Hours	9.75
Number of Snowmobile Patrol Hours	0.00
Number of Bicycle Patrol Hours	0.00
Number of Foot Patrol Hours	68.50
Number of School Patrol Hours	60.25

**Data source (Daily Activity Reporting System) date:** 2018/11/30

**Detachment:** 2F - KENORA

**Location code(s):** 2F00 - KENORA

**Area code(s):** 2008 - Kenora (old association)

**Report Generated by:**  
Clifford, Charlene

**Report Generated on:**  
Dec 7, 2018 8:46:24 AM  
PP-CSC-Operational Planning-4300

**Police Services Board Report for Kenora  
2018/Oct**

<b>Public Complaints</b>	
Policy	0
Service	0
Conduct	0

**Date information collected from Professional Standards Bureau Commander Reports:** 2018-12-07

**Data Source**

Ontario Provincial Police, Professional Standards Bureau Commander Reports

- Includes all public policy, service and conduct complaints submitted to the Office of the Independent Police Review Director (OIPRD)

<b>Secondary Employment</b>

<b>Daily Activity Reporting Patrol Hours</b>	
<b>Total Hours</b>	<b>2018/Oct</b>
Number of Cruiser Patrol Hours	427.00
Number of Motorcycle Patrol Hours	0.00
Number of Marine Patrol Hours	1.00
Number of ATV Patrol Hours	0.00
Number of Snowmobile Patrol Hours	0.00
Number of Bicycle Patrol Hours	0.00
Number of Foot Patrol Hours	58.25
Number of School Patrol Hours	78.25

**Data source (Daily Activity Reporting System) date:** 2018/11/30

**Detachment:** 2F - KENORA

**Location code(s):** 2F00 - KENORA

**Area code(s):** 2008 - Kenora (old association)

**Report Generated by:**  
Clifford, Charlene

**Report Generated on:**  
Dec 7, 2018 8:47:58 AM  
PP-CSC-Operational Planning-4300

**Police Services Board Report for Kenora  
2018/Nov**

<b>Public Complaints</b>	
Policy	0
Service	0
Conduct	0

**Date information collected from Professional Standards Bureau Commander Reports:** 2018-12-07

**Data Source**

Ontario Provincial Police, Professional Standards Bureau Commander Reports

- Includes all public policy, service and conduct complaints submitted to the Office of the Independent Police Review Director (OIPRD)

<b>Secondary Employment</b>

<b>Daily Activity Reporting Patrol Hours</b>	
<b>Total Hours</b>	<b>2018/Nov</b>
Number of Cruiser Patrol Hours	286.25
Number of Motorcycle Patrol Hours	0.00
Number of Marine Patrol Hours	0.00
Number of ATV Patrol Hours	0.00
Number of Snowmobile Patrol Hours	0.00
Number of Bicycle Patrol Hours	0.00
Number of Foot Patrol Hours	37.50
Number of School Patrol Hours	75.50

**Data source (Daily Activity Reporting System) date:** 2018/11/30

**Detachment:** 2F - KENORA

**Location code(s):** 2F00 - KENORA

**Area code(s):** 2008 - Kenora (old association)

**Report Generated by:**  
Clifford, Charlene

**Report Generated on:**  
Dec 7, 2018 8:48:48 AM  
PP-CSC-Operational Planning-4300

Policing” a Partnership with the Community

**COMMUNITY SERVICES OFFICER REPORT** – September, October and November

Cst. Jason Canfield

Kenora

**COMMUNITY POLICING**

**School activities:** Constable Jason Canfield is continuing his role as the interim CSO while P/C Harkof filled in another position until mid November.

P/C Canfield Started off the school year attending to provide presentations were needed and speak to students regarding issues within the school properties.

PC Canfield has continues walk through in the school and surrounding property to help stop the use of tobacco and drugs within the school boundary line.

P/C Canfield has spoke to parents regarding the new legalization of Cannabis and also spoke to every grade in TA school regarding the legal implications of consumption and possession along with the Health Unit.

PC Canfield continued with Project Sunset with a new group of students coming into grade 6.

P/C Canfield has been attending Northern Youth Center to do Physical activities with the youth there and interact in a positive manner.

**Community Activities:** P/C Canfield conducted duties as the Media Relations Officers and on various committees including the Safe Communities Committee, Safe Grad, and Community Gambling Committee.

# **Community Mobilization Officer Report**

## **Sept/Oct/Nov 2018**

### **RISK Table (Rapid Intervention Services Kenora)**

- Sept.4, 18, Oct. 2, 16, 30, Nov. 13, 27 (on-going)
- Strategy for reducing acutely elevated risk
- CMO is Co-chair of RISK Table
- (Risk Table meets every second Tuesday of each month)

### **Kenora Drug Treatment Court**

- Sept. 11, 25 Oct. 16, 30, Nov. 13, 27(on-going)
- CMO Provides police input during pre-court meetings and during the DTC process

### **Human Services and Justice Coordinating Committee**

- Wednesday, September 12<sup>th</sup>
- CMO is member of HSJCC
- Providing police perspective and input regarding agenda items and emerging issues

### **Human Services and Justice Coordinating Committee Forensic Training**

- September 25<sup>th</sup> & 26<sup>th</sup> , Lakeside Inn Kenora
- 2 day event featuring agenda items including –
  - Fetal Alcohol Spectrum Disorder (FASD) and criminal justice



- Corrections in Ontario : Mental Illness and Incarceration
- Substance Abuse and Forensic Psychiatry – Assessing For and Managing Risk
- Concurrent Disorders and Models of Intervention
- Panel Discussion

### **Changes Recovery Homes Board Meeting**

- Thursday, Sept. 20<sup>th</sup>, Thursday, Nov. 29<sup>th</sup>
- CMO is member of Changes Board (non-voting/advisory capacity)
- Worked through agenda items and discussed issues associated with the Recovery Home

### **KACL Board Meeting**

- September 27<sup>th</sup> , November 29<sup>th</sup>
- CMO was invited to become KACL Board Member (non-voting/advisory capacity)
- First meeting as board member (Sept.27<sup>th</sup>)
- Worked through agenda/business and introduction of board members

### **Complex Client Care Meeting**

- September 27 (on going)
- Meeting at LOTWDH involving CMO, Detachment Commander, hospital administration
- Discussion concerning high risk clients in regard to their care and safety

### **Harm Reduction Conference**

- October 3<sup>rd</sup>, Thunder Bay
- Harm Reduction 2018 – Innovative Solutions
- Hosted by The Thunder Bay District Health Unit, with support from the Thunder Bay Drug Strategy

- CMO and Sara Dias invited to conference to speak on RISK Table (Rapid Intervention Services Kenora)

### **RISK Table Refresher Training**

- Friday, October 5<sup>th</sup>
- 9am – 3pm
- RISK Table (Rapid Intervention Services Kenora) refresher training for community partners
- Provided by OPP Community Safety Services (Tammi Simcoe/Avery Bassett)

### **The Kenora Coalition to End Human Trafficking**

- Wednesday, Oct 6th
- Coalition Meeting at OPP Detachment
- CMO is member of coalition

### **Kenora Substance Abuse and Mental Health Task Force Steering Committee**

- Tuesday, October 22<sup>h</sup>
- CMO Is Co-Chair of the Task Force
- Worked through agenda / Task Force business

### **NOW (Northwestern Ontario Wellness)**

- Gambling Response Program
- Thursday, October 25<sup>th</sup>, Minis Hall
- Ongoing consultation/dialogue regarding Casino build in Kenora
- Researchers at the Centre for Addiction and Mental Health in affiliation with the University of Toronto are conducting a new study of gambling and wellness in the Kenora area
- Representatives from Gateways Casinos & Entertainment, CAMH, OLG at the meeting
- CMO Providing Police input/perspective attending meeting for information purposes

### **Mobile Crisis Sub-Committee**

- Thursday, October 25<sup>th</sup>
- Meeting at CMHA-Kenora
- Discussion with CMHA, OPP, Crisis Response Services Kenora Rainy River District regarding establishing Mobile Crisis Response in Kenora

### **City Council Orientation Presentation**

- Tuesday, November 6<sup>th</sup>
- CMO provided presentation to newly elected City Council on Community Mobilization and Crime Prevention
- Overview of OPP Community Mobilization Initiatives
- DC Scott Chalkley attended and discussed the Youth Crisis & Outreach Team and work being done in the community

### **Northwestern Health Unit Needle Exchange Information Session**

- Wednesday, November 21, Clarion Inn
- Northwestern Health Unit hosted an information session in Kenora to educate the public on their Harm Reduction program and to hear the community's questions and concerns
- CMO and Detachment Commander Duggan attended the session
- 

### **Human Services and Justice Coordinating Committee Priority Setting Meeting**

- Thursday, November 22
- Provincial HSJCC is developing a new three-year work plan
- The Provincial HSJCC is engaging with all members of the HSJCC Network to gather input into the development of a three-year work plan.

- The provincial work plan will be informed by the priorities identified by the members of the Regional and Local HSJCCs, Ministry partners, as well as other important stakeholders working with the HSJCC Network
- Priorities will be used to direct the ongoing work of the Provincial HSJCC and initiate new system enhancement and coordination projects that will help to better meet the needs of individuals who come into contact with the criminal justice system
- CMO provided input as member of local HSJCC and OPP

### **RISK Table Forum**

- Wednesday, November 28. Minis Hall (0830- 4pm)
- CMO is co-chair of RISK Table SC and table member
- Event held to review last year of RISK data (May 2017 – May 2018), provide Ministry updates and hear partner communities provide overviews of ongoing Situation Tables
- Community Safety Wellbeing Planning and Risk Driven Tracking Data Base presentation by MCSCS
- Tables from Fort Frances, Dryden, Sioux Lookout and Red Lake presented
- Panel Discussion with partner community members

### **Community Mobilization & Engagement Presentation**

- Thursday, November 29<sup>th</sup>
- Benidickson Court, Kenora
- Presentation at the request of Suzanne Belanger, Executive Director Direct Management Services Inc. (Kenora Municipal Non-Profit Housing Corporation)
- Presentation to 12 employees regarding OPP Community Mobilization & Engagement Initiatives including the RISK Table